

# ROSEWOOD & STEEL

---

## FABRICATIONS

### Composite Gates and Railings

#### Buying Guide





## ROSEWOOD & STEEL

---

### FABRICATIONS

All of our composite gates and railings are made bespoke to your unique tastes. Each design is fully customizable so you can be sure we have one that you will love. There are hundreds of variations available, but don't worry, our quoting process is simple. You can either send us a design you have seen elsewhere, or follow our easy to use 5-step design process.

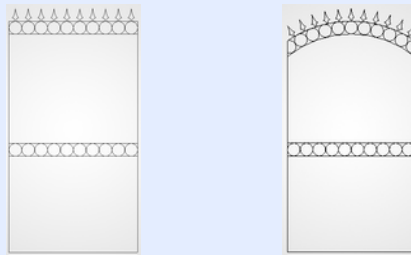
- Step 1: Choose your frame
- Step 2: Customize your frame
- Step 3: Pick your composite
- Step 4: Select your lock
- Step 5: Add on any extras



## Step 1: Choose your frame

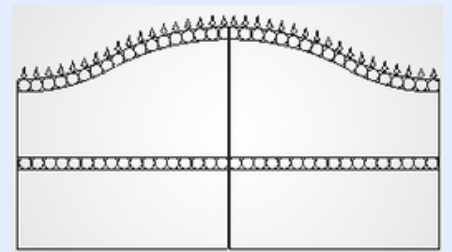
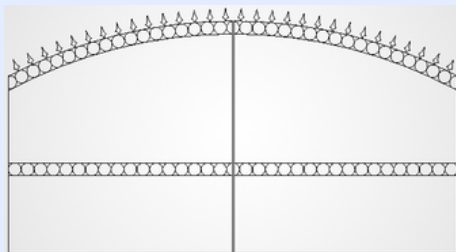
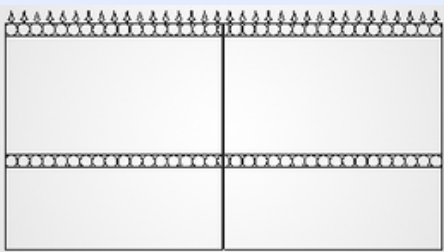
The options available will depend on the product you require, however the key design elements remain constant. On the next page you can select the shape of your frame along with any combination of decorative rings or railheads.

### Pedestrian/Garden Gates



### Driveway Gates



*Double, Single, Bi-fold, Sliding*



### Railings



### Fence Panels



**Make your selection on the next page...**



ROSEWOOD & STEEL  
FABRICATIONS

Choose any combination of features

Plain

Rings middle

Rings top

Railheads top

Pedestrian gate

Flat

Arched

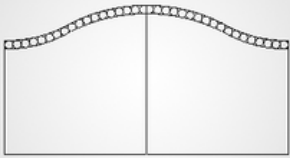
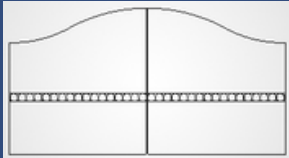
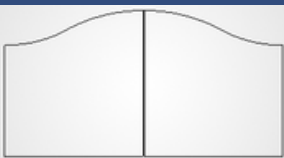
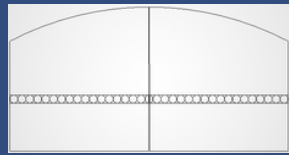
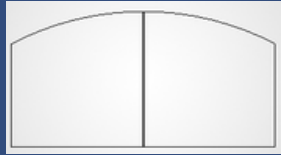



Driveway gate

Flat

Arched

Sweep





Railing

Flat

Arched

Sweep


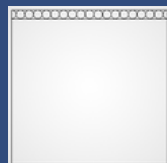
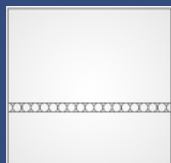


Fence panel

Flat

Arched

Sweep





ROSEWOOD & STEEL  
FABRICATIONS

## Step 2: Customise your frame

### Rings



### Railheads



### Colour

All of our gates are finished with 2 layers of powder coat as standard. The first layer is a zinc primer which dramatically reduces the likelihood of corrosion and improves adhesion of the top coat. The top coat will be black unless otherwise stated, however any colour is possible.





**ROSEWOOD & STEEL**  
FABRICATIONS

## Step 3: Pick your composite

We only use the highest quality composite boards ensuring your gates and railings look amazing for years to come! Here are our most popular colours, all of which are deep embossed for extra durability..



### Orientation

**Vertical**



**Horizontal**





ROSEWOOD & STEEL  
FABRICATIONS

## Step 4: Select your lock

### Traditional gate latches




1



2



3



4

### Industrial grade gate locks



5



6



7



## Step 5: Add on any extras

### Letterbox

If you are concerned about access for the postman, why not add on a letterbox? These can be mounted internally or externally.

#### Externally mounted



#### Internally mounted



### House name/number and decoratives



If required, your house number and/or name can be incorporated into your design. Please ask for more information if this is something you are interested in.

### Wrought iron decoratives

To make your gates and railings extra unique, we have an extensive selection of decorative badges, silhouettes, flowers and butterflies that can be added to your design. Below are just a few examples.





## Highlighting

Highlighting is the process of painting any areas a different colour to the rest of the gate or railing. Since you cannot mix colours when powder coating, this needs to be painted afterwards by hand.



## Galvanising

As standard, all of our gates are zinc coated before their top coat is applied. This is a process that dramatically reduces the chance of corrosion. Although this is more than sufficient, some people wish to go the extra mile and have their gates galvanised. This is a service we can offer however it comes at an additional cost.

## Automation

Here at Rosewood & Steel we are fully equipped to make any gate electric, whether that be a set of swing gates or a single sliding gate. If this is something you are interested in please ask for more information.

